



STONE LOOK

DIPLOMACY™

STONE ATTACHE™ COLLECTION - COLORBODY™ PORCELAIN

 daltile®
IMAGINE WHAT'S POSSIBLE™

DIPLOMACY™

STONE ATTACHE™ COLLECTION - COLORBODY™ PORCELAIN

Bluestone Allure

Diplomacy deftly delivers the quiet strength and visual beauty of quarried Belgian bluestone. Diplomacy is available in three smoky hues that come alive with movement created by delicate highlights of light greys and whites. Large format floor tiles paired with a coordinating brick-joint mosaic create a magnificent space crowned by an authentic stone look.

- **BLUESTONE BRILLIANCE**
 - Natural look of quarried Belgian bluestone in durable ColorBody™ porcelain tile
 - Three smoky, grey tonalities in a brushed stone surface
- **DESIGN SELECTION**
 - Three floor tile sizes including a 24 x 48; brick-joint mosaic and trim package also available
 - Rectified edges for smaller grout joint installation

STONE LOOK

USAGE



FLOOR



WALL



COUNTERTOP



SHOWER FLOOR



EXTERIOR FLOOR



STEPWISE™



TRU-EDGE™



MADE IN THE U.S.A.



LARGE FORMAT



MOSAIC/DECO



ENCAUSTIC



TERRAZZO



PAVER



CUSTOMIZE



FLEXFIT™



PC PORCELAIN



LOW HIGH

SPECIAL FEATURES



Cover photo features Diplomacy™ Dark Grey 24 x 24 on the floor.
Above photo features Diplomacy™ Dark Grey brick-joint mosaic on the wall.

SEE CHARTS FOR FULL PRODUCT DETAILS

SIZES:



24 x 48
Floor Tile



20 x 40
Paver Tile



24 x 24
Floor Tile



24 x 24
Paver Tile




12 x 24
Floor Tile




5/8 x 1 Brick-joint
Mosaic

FINISHES: MATTE | TEXTURED

FLOOR TILE



LIGHT GREY DP01




MEDIUM GREY DP02




DARK GREY DP03


BRICK-JOINT MOSAIC



LIGHT GREY DP01



MEDIUM GREY DP02



DARK GREY DP03



SLIP RESISTANT



WATERPROOF



STAINPROOF



DENTPROOF



SCRATCH-RESISTANT



FIRE-RESISTANT



INDOOR/OUTDOOR









SIMPLICLEAN™

DIPLOMACY™

STONE ATTACHE™ COLLECTION - COLORBODY™ PORCELAIN

STONE LOOK

SIZES

			Thickness	Sq. Ft./ Carton	Pieces/ Carton
	24 x 48 Floor Tile	(23-7/16" x 47") (59.50 cm x 119.30 cm)	3/8"	15.50	2
	20 x 40 Paver Tile	(19-1/2" x 39-3/16") (49.50 cm x 99.50 cm)	13/16"	5.38	1
	24 x 24 Floor Tile	(23-7/16" x 23-7/16") (59.50 cm x 59.50 cm)	3/8"	11.64	3
	24 x 24 Paver Tile*	(23-7/16" x 23-7/16") (59.50 cm x 59.50 cm)	13/16"	7.76	2
	12 x 24 Floor Tile	(11-11/16" x 23-7/16") (29.65 cm x 59.50 cm)	3/8"	9.70	5
	5/8 x 1 Brick- joint Mosaic	(11-11/16" x 11-11/16" Sheet) (29.65 cm x 29.65 cm Sheet)	3/8"	3.88	4

* 24 x 24 Paver is available by special order with standard leadtime of 60-90 days.

APPLICATIONS

	Target DCOF wet	Suitable
Dry & Level – Interior Floor	N/A	✓
Wet & Level – Interior Floor	≥ 0.42	✓
Shower Floors (Residential or Light Commercial)	≥ 0.42	✓*
Exterior Floor Applications (including patios, pool decking & other wet areas with minimal footwear)	≥ 0.60	✓**
Ramps & Inclines	≥ 0.65	
Walls/Backsplashes	N/A	✓
Countertops	N/A	✓
Pool Linings	N/A	✓*

A DCOF value of ≥0.42 is the standard for tiles specified for level interior spaces expected to be walked upon when wet, as stated in ANSI A137.1-A326.3. For more information about DCOF and the DCOF AcuTest™, visit daltile.com/DCOF.

APPLICATION NOTES:

Suitable for exterior applications (provided it is noted as suitable in the applications chart above) in freezing and non-freezing climates, when proper installation methods are followed.

* Mosaic tile only.


** Paver tile only.



All or select items within this series meet the requirements for these qualifications. For more information, visit daltile.com.




TRIM

Type	Number	Size	Pieces/ Carton
 Bullnose	S43F9	3 x 24	15

Floor bullnose trim is intended to coordinate with floor tile in the standard 90-degree installation position.

INSTALLATION

Grout Joint Recommendation	Shade Variation
1/8" (3/16" when multiple sizes are installed in a modular pattern, and/or when installing tile with a length 15" or greater in a staggered brick-joint pattern; overlap should not exceed 33%.)	 Medium (V2)

PERFORMANCE CHARACTERISTICS

	ASTM#	Result
Water Absorption	C373	< 0.5%
Breaking Strength	C648	> 300 lbs
Scratch Hardness	MOHS	8.0
Chemical Resistance	C650	Resistant

For additional information on test results, visit us at: daltile.com/information/TestResults.

DURABILITY

Floor Surface Wear Resistance

1 Residential Bathrooms	3	All Residential / Light Commercial
2 All Residential Areas	④	All Residential / Commercial

NOTES

Since there are variations in all fired ceramic and natural products, tile and trim supplied for your particular installation may not match samples. Final confirmation should be made from actual tiles and trim prior to installation. Manufactured in accordance with ANSI A137.1 standards.

Not for use on ramps. Water, oil, grease, improper drainage and certain footwear can create slippery conditions. Floor applications expected to be exposed to these conditions require extra caution in product selection.

For additional information refer to "Factors to Consider" at: daltile.com/Factors.

To achieve optimal results, all tile should be selected from multiple cartons and shading and graphic arrangement planned prior to installation.

Special consideration needs to be given when installing tiles greater than 15 inches. Please refer to daltile.com/LargeTiles for more information.

Special care should be taken when grouting with dark pigmented colors. A grout release is recommended to prevent finely powdered pigments from lodging in the pores of the surface. Use of a latex modified thin-set is recommended for installation.

7834 C.F. Hawn Freeway,
Dallas, Texas 75217 | 1.800.933.TILE

To view the complete collection of Daltile® products and information, visit our website at daltile.com.

