



90MM



VEHICULAR



PEDESTRIAN

PROMA 3XL

DIMENSIONS

(A)



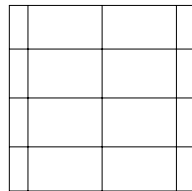
PROMA 3XL

3 9/16" x 32" x 48"


90mm x 812mm x 1219mm

INSTALLATIONS

*Inspirations only



LINEAR



LINEAR


COLORS

STANDARD



ASH
CHARCOAL

PREMIUM



OKA BEIGE



SKY GREY



TRUFFLE

*SPECIAL ORDER

WEIGHT

3570 lbs

SPECIFICATIONS

8 rows

10.66 ft² per row

85.33 ft² per skid

32 lin.ft per skid

PALETTE / SKID

