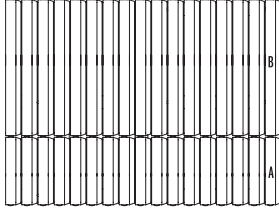




TRAVERTINA RAW

DESCRIPTION: Slab **TEXTURE:** Klean-Bloc Brushed Travertine

PALLET OVERVIEW - 20"×20" AND 20"×10"



Klean-Bloc technology
See page 24.

NOTES

Palletized upright.

*For an authentic look, each color option is composed of a variety of darker & lighter tones. Natural ingredients such as granite are present within the recipe to allow for a range in tones, veining and textures from one stone to another.

See page 35 to 37 for more technical information.

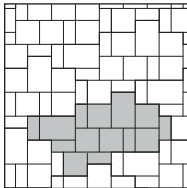
See page 29 for more information about applications.

Specifications per pallet		Imperial	Metric	
20"×20" - 20"×10"	Cubing	70.83 ft²	6.58 m ²	
	Approx. Weight	1 812 lbs	822 kg	
	Number of rows	1		
	Coverage per unit	A	1.39 ft ²	0.13 m ²
		B	2.78 ft ²	0.26 m ²
	Linear coverage per row	42.5 lin. ft	12.95 lin. m	

Unit dimensions	in	mm	Units/pallet	
 A	Height	2 ¼	57	17 units
	Width	20	508	
	Length	10	254	
 B	Height	2 ¼	57	17 units
	Width	20	508	
	Length	20	508	

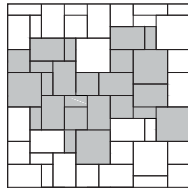
01 | Modular pattern

75% - 20"×20" & 20"×10"
25% - 20"×30"



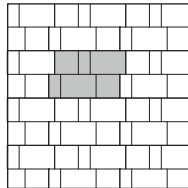
02 | Modular pattern

38% - 20"×30" | 33% - 30×30
29% - 20"×20" & 20"×10"



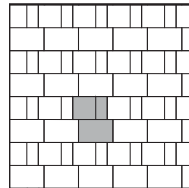
03 | Linear pattern

50% - 20"×30"
50% - 20"×20" & 20"×10"



04 | Linear pattern

50% - 20"×30"
50% - 20"×20" & 20"×10"



Patterns are for design inspiration only. The installer is responsible to calculate & purchase the correct amount of material.

Rock Garden Brown

Ivory

Riviera






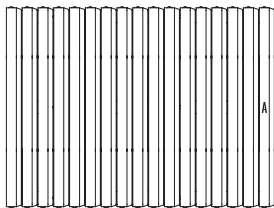
TRAVERTINA RAW

DESCRIPTION: Slab **TEXTURE:** Klean-Bloc Brushed Travertine

PALLET OVERVIEW - 20" x 30"



PALLET OVERVIEW - 30" x 30"



Klean-Bloc technology
See page 24.

NOTES

Palletized upright.

*For an authentic look, each color option is composed of a variety of darker & lighter tones. Natural ingredients such as granite are present within the recipe to allow for a range in tones, veining and textures from one stone to another.

In order to obtain a more realistic appearance to natural stone, wet cast (Stonedge collection) slabs are intended to have a slightly larger variance in their dimensions than dry cast slabs. See Notes for dimensional tolerances on page 35.

See page 35 to 37 for more technical information.

See page 29 for more information about applications.


Specifications per pallet		Imperial	Metric
20" x 30"	Cubing	70.83 ft²	6.58 m ²
	Approx. Weight	1 822 lbs	826 kg
	Number of rows	1	
	Coverage per units	4.17 ft ²	0.39 m ²
	Linear coverage per row	Depth 28.3 lin. ft Length 42.5 lin. ft	8.64 lin. m 12.95 lin. m

Unit dimensions	in	mm	Units/pallet
Height	2 ¼	57	17 units
Width	20	508	
Length	30	762	

Specifications per pallet		Imperial	Metric
30" x 30"	Cubing	106.25 ft²	9.87 m ²
	Approx. Weight	2 667 lbs	1 210 kg
	Number of rows	1	
	Coverage per units	6.25 ft ²	0.58 m ²
Linear coverage per row	42.5 lin. ft	12.95 lin. m	


Unit dimensions	in	mm	Units/pallet
Height	2 ¼	57	17 units
Width	30	762	
Length	30	762	

Rock Garden Brown Ivory Riviera



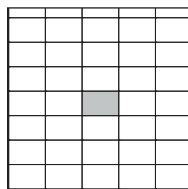
05 | Linear pattern

100% - 20"x30"



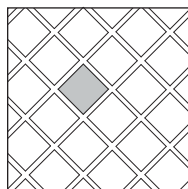
06 | Linear pattern

100% - 20"x30"



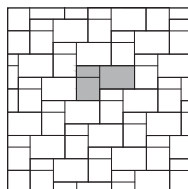
07 | Checkerboard pattern

100% - 30"x30"



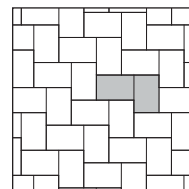
08 | Herringbone pattern

50% - 20"x30"
50% - 20"x20" & 20"x10"



09 | Herringbone pattern

100% - 20"x30"



Patterns are for design inspiration only. The installer is responsible to calculate & purchase the correct amount of material.