




PACIFIC

DESCRIPTION: Concrete Overlay System **TEXTURE:** Smooth

PALLET OVERVIEW



Residential

NOTES

Pacific should only be used to overlay existing concrete patios.

NOTES

Techo-Bloc always recommends gluing the caps with concrete adhesive to ensure stability and safety.

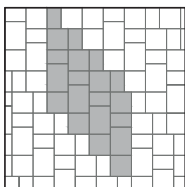
See page 244 for more technical information.

For joint filling surface coverage, see page 37.

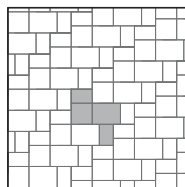
Specifications per pallet	Imperial	Metric
Cubing	173.60 ft²	16.13 m ²
Approx. Weight	2 415 lbs	1 095 kg
Number of rows	15	
Coverage per row	11.57 ft ² /row	1.08 m ² /row

	Unit dimensions	in	mm	Units/pallet
A	Height	1 $\frac{3}{16}$	30	120 units
	Depth	6 $\frac{5}{16}$	160	
	Length	9 $\frac{7}{16}$	240	
B	Height	1 $\frac{3}{16}$	30	120 units
	Depth	9 $\frac{7}{16}$	240	
	Length	9 $\frac{7}{16}$	240	
C	Height	1 $\frac{3}{16}$	30	60 units
	Depth	9 $\frac{7}{16}$	240	
	Length	12 $\frac{5}{8}$	320	

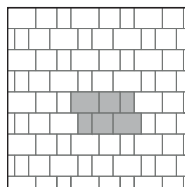
01 | Modular pattern



02 | Modular pattern



03 | Linear pattern



Patterns are for design inspiration only. The installer is responsible to calculate & purchase the correct amount of material.

Chestnut Brown



Champlain Grey



Shale Grey

