


IKON

CLASSIC SERIES WALL / SMOOTH FINISH / LARGE SRW



BUNDLE OVERVIEW



UNITS



BLOCK
39.4w x 6.7h x 14d in
1000w x 170h x 355d mm
Units/bundle: 9



COPING
39.4w x 6.7h x 14d in
1000w x 170h x 355d mm
Units/bundle: 9

NOTES

Large format segmental retaining wall with a double-sided smooth finish. Units can be reversed to set-back the wall system. Engineering details and services available for the Ikon wall system.

BUNDLE SPECIFICATIONS

	IMPERIAL	METRIC
Coverage	16.5 ft ²	1.53 m ²
Lineal Coverage	29.53 ft	9 m
Weight	2745 lbs	1245 kg
Weight per unit	305 lbs	138.3 kg
Coverage per unit	1.83 ft ²	0.17 m ²
Lineal coverage per unit	3.28 ft	1 m

COLOURS

Grey
Ultra Black


DESIGN OPTIONS

VERTICAL



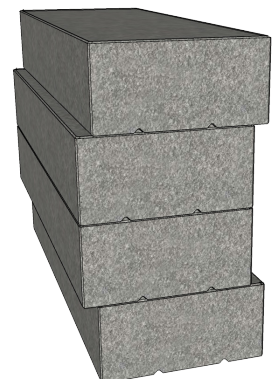
Alternate the direction of units each row. Off-set locking feature align to create vertical finish.

30MM OFF-SET



Install units in the same direction. Off-set locking feature creates a 30mm set back.

30MM CUSTOMIZED OFF-SET



Manipulate the direction of units at desired rows. Off-set locking feature allows for customized design and finish.

Off-Set Locking System

