

HOLLANDSTONE™ / DOUBLE HOLLAND CLASSIC



HOLLANDSTONE DOUBLE HOLLAND

80mm - Special Order only. Minimum qtys apply



DARK CHARCOAL



GRANITE



NATURAL

32
SRI

SIERRA

Hollandstone only

VISUAL APPEARANCE

With its wide range of colours, Hollandstone™ is a favourite for many because of the design flexibility it provides. Available in one size, this paver can be laid in various patterns.

FINISH

Smooth, classic appearance.

PRODUCT SPECIFICATIONS



HOLLANDSTONE
4 x 8 x 2 $\frac{3}{8}$ "
100 x 200 x 60 mm



DOUBLE HOLLAND
8 x 8 x 2 $\frac{3}{8}$ "
200 x 200 x 60mm


EDGE DETAILS




CHAMFERED

LAYING PATTERNS


HOLLANDSTONE B



HOLLANDSTONE C



HOLLANDSTONE D



*Colour selection should be chosen from actual samples.


TECHNICAL INFORMATION

ASTM C 936 Standard Specifications for Solid Concrete Interlocking Paving Units

- Conforms to:
- C140 for Absorption 5% avg - 7% max
 - Compressive Strength > 7,200 PSI avg.
 - C67 for Freeze-thaw Durability
 - C418 for Abrasion Durability
 - Dimensional Accuracy +/- 3mm
- Test results available upon request*

Meets the U.S. Architectural & Transportation Barrier Compliance Board Slip-Resistance Surfaces Advisory Guidelines

SOLAR REFLECTIVE INDEX (SRI) TESTING DETAILS

Product	Solar Reflectance	SRI
Natural	0.30	32 

LEED INFORMATION

- Materials & Resources: LEED V4:**
- Building Product Disclosure and Optimization
 - Sourcing of Raw Materials - Sourcing of Raw Materials and Extraction • 1 point
 - Sourcing of Raw Materials - Leadership Extraction Practices • 1 point
 - Material Ingredient Reporting - Material Ingredient Reporting • 1 point
 - Material Ingredient Reporting - Material Ingredient Optimization • 1 point
 - Environmental Product Declaration • 1 point

TECHNICAL ADVANTAGES

CLASSIC

Budget-friendly. Utilizes a traditional product mix of large and small aggregates that's consistent from top to bottom with colour mixed throughout

DRIVE FRIENDLY



80mm pavers can handle vehicular loads
Ask about our base stabilization system





PRODUCT DATA

Stones & Bundling	Thickness	Bundle	Layer	Section	Stone	Layers	Sections	Unit	Section	Bundle	Unit	Section	Bundle	SqFt	Section	Bundle	Layer	Section	Bundle
Ayr Manufacturing																			
Hollandstone	2 3/8" (60mm)	109.26	10.93	21.85	0.22	10	5	0.33	32.80	164.00	0.66	65.60	328.10	4.58	100	500	300	600	2,999
	3 1/8" (80mm)	87.41	10.93	17.48	0.22	8	5	0.33	26.20	131.20	0.66	52.50	262.50	4.58	80	400	400	640	3,199
Double Holland	2 3/8" (60mm)	108.72	10.87	21.74	0.44	10	5	0.66	32.80	164.00	0.66	32.80	164.00	2.30	50	250	298	597	2,984
	3 1/8" (80mm)	86.98	10.87	17.40	0.44	8	5	0.66	26.20	131.20	0.66	26.20	131.20	2.30	40	200	398	637	3,183

Notes: Hollandstone™ is available in all listed colours. Double Holland is available in Dark Charcoal, Granite, Natural. Hollandstone™ and Double Holland are dimensionally compatible. All measurements are nominal. ***80mm product is special order.** For more information, samples or custom options, please contact your Unilock Territory Manager or call 1-800-UNILOCK.

APPLICATIONS

-  Pedestrian
 -  Residential Vehicular
(Hollandstone & Double Holland 80mm only)
 -  Commercial Vehicular
(Hollandstone & Double Holland 80mm only)
 -  Roof Decks
(Double Holland only)
 -  Borders and Accents
-  *Wall pairing suggestion- Lineo™ Dimensional Stone or U-CARA™ Wall

RECOMMENDED SANDS						RECOMMENDED SEALER																			
	+																								
<p>Romex: Rompox® Fugensand Pedestrian, Vehicular and Heavy Duty Vehicular Applications</p> <ul style="list-style-type: none"> Manufactured from natural, raw materials Quick application Self-repairing properties Suitable for all load classes No cement haze/residue due to natural polymer binder Three colours: Natural, Stone Grey and Basalt <p>Coverage:</p> <table border="1"> <thead> <tr> <th>Colour</th> <th>5-6mm Joints</th> </tr> </thead> <tbody> <tr> <td>Neutral, Stone Grey, Basalt <i>1 L / 5 gal</i></td> <td>50-150 sqft / 55 lb bag</td> </tr> </tbody> </table>	Colour	5-6mm Joints	Neutral, Stone Grey, Basalt <i>1 L / 5 gal</i>	50-150 sqft / 55 lb bag		<p>Romex: Rompox® D7000 Joint Strengthener & Surface Sealer Pedestrian, Vehicular and Heavy Duty Vehicular Applications</p> <ul style="list-style-type: none"> All-in-one strengthener & sealer Eco-Friendly Protects against dirt, oil, corrosion from climate exposure, de-icing salts Protects against weed growth and wash outs <p>Coverage:</p> <table border="1"> <thead> <tr> <th>Colour</th> <th>3-4mm Joints</th> </tr> </thead> <tbody> <tr> <td>Neutral, Stone Grey, Basalt <i>55lb. bag / 1 kg can</i></td> <td>50-150 sqft/ 55 lb mix</td> </tr> </tbody> </table>	Colour	3-4mm Joints	Neutral, Stone Grey, Basalt <i>55lb. bag / 1 kg can</i>	50-150 sqft/ 55 lb mix	<p>Alliance Gator G2 Super Sand</p> <ul style="list-style-type: none"> Rain safe after 1 hour (no concrete overlays) Sets above 32° F/ 0° C - may vary depending on weather, drainage, bedding materials and installation Can be used for joints up to a max of 2" Dust free and haze free Requires only one watering Two colours: Beige, Slate Grey <p>Coverage:</p> <table border="1"> <thead> <tr> <th>Colour</th> <th>Narrow Joints</th> <th>Wide Joints</th> </tr> </thead> <tbody> <tr> <td>Beige, Slate Grey <i>50 lb bag</i></td> <td>65-85 sqft</td> <td>22-42 sqft</td> </tr> </tbody> </table>	Colour	Narrow Joints	Wide Joints	Beige, Slate Grey <i>50 lb bag</i>	65-85 sqft	22-42 sqft	<p>Alliance Gator Natural Look Sealer</p> <ul style="list-style-type: none"> Water-based Zero gloss finish Multi purpose Rain safe after 24 hours <p>Coverage:</p> <table border="1"> <thead> <tr> <th>Size</th> <th>Area</th> </tr> </thead> <tbody> <tr> <td>3.78 L / 1 U.S. gal.</td> <td>175 sqft</td> </tr> <tr> <td>18.9 L / 5.28 U.S. gal.</td> <td>875 sqft</td> </tr> </tbody> </table>		Size	Area	3.78 L / 1 U.S. gal.	175 sqft	18.9 L / 5.28 U.S. gal.	875 sqft
Colour	5-6mm Joints																								
Neutral, Stone Grey, Basalt <i>1 L / 5 gal</i>	50-150 sqft / 55 lb bag																								
Colour	3-4mm Joints																								
Neutral, Stone Grey, Basalt <i>55lb. bag / 1 kg can</i>	50-150 sqft/ 55 lb mix																								
Colour	Narrow Joints	Wide Joints																							
Beige, Slate Grey <i>50 lb bag</i>	65-85 sqft	22-42 sqft																							
Size	Area																								
3.78 L / 1 U.S. gal.	175 sqft																								
18.9 L / 5.28 U.S. gal.	875 sqft																								

*Please refer to Sands & Sealers on pages 190-202 for more detailed information.
 Unsure of bonded vs. unbonded product recommendations? Please contact your Unilock Territory Manager for more information.

