


# SIENASTONE™

## CLASSIC



NATURAL

### VISUAL APPEARANCE

Long and linear split faced wall.

### FINISH

Split and weathered.

### PRODUCT SPECIFICATIONS



**STANDARD 925**  
37½ x 47¼ x 7¼"  
925 x 1200 x 185mm



**STANDARD 500**  
20 x 47¼ x 7¼"  
500 x 1200 x 185mm



**STANDARD 333**  
13 x 47¼ x 7¼"  
333 x 1200 x 185mm



**CORNER 45° (left & right)**  
20 x 43½ x 7¼"  
500 x 1100 x 185mm



**CORNER 90° (left & right)**  
20 x 43½ x 7¼"  
500 x 1100 x 185mm



**COPING**  
20 x 47¼ x 7¼"  
500 x 1200 x 185mm



**CLOSED-END COPING**  
20 x 47¼ x 7¼"  
500 x 1200 x 185mm



**VERTICAL 500**  
20 x 47¼ x 7¼"  
500 x 1200 x 185mm  
*Special Order only*



**VERTICAL 925**  
37½ x 47¼ x 7¼"  
925 x 1200 x 185mm  
*Special Order only*

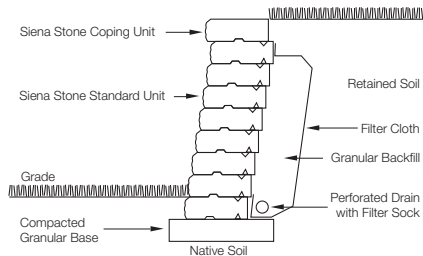
*See Steps, Treads & Coping section page 176 for more SienaStone Steps*



See page 186-187 for more details.

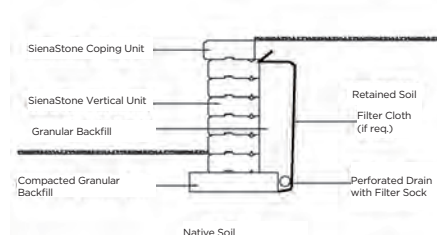
### CROSS SECTIONS

#### GRAVITY WALL SECTION

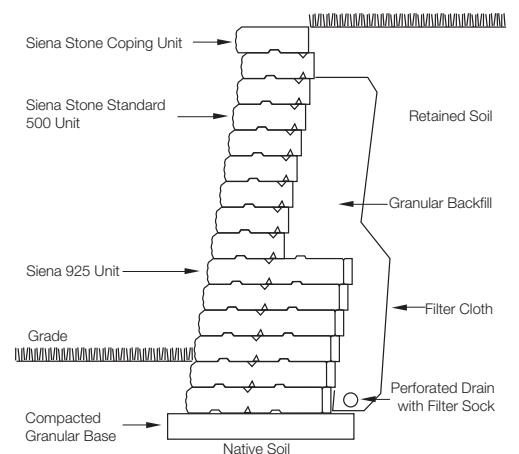


#### VERTICAL WALL SECTION

Note:  
Extra care must be taken when constructing vertical walls. Please contact Risi Stone Inc. for information on proper construction techniques.



#### GRAVITY 500 AND 925 WALL SECTION



\*Colour selection should be chosen from actual samples.

**TECHNICAL INFORMATION**

**ASTM C 1372 Standard Specifications for Dry-Cast Segmental Retaining Wall Units**

Conforms to:

- C140 for Absorption and Compressive Strength > 3000 PSI
- C1262 for Freeze Thaw Durability <1% mass loss
- C1372 Overall dimensional variations permissible for width, height and length +/-3 mm

**Unlock standards exceed 5,000 PSI for SienaStone™ products with:**

- 4% absorption avg.
- 5% absorption max.
- Dimensional Accuracy +/-3 mm

*Test results available upon request*

**Meets the U.S. Architectural & Transportation Barrier Compliance Board Slip-Resistance Surfaces Advisory Guidelines**

**LEED INFORMATION**

**Materials & Resources: LEED V4:**

- Building Product Disclosure and Optimization
- Sourcing of Raw Materials - Sourcing of Raw Materials and Extraction • **1 point**
- Sourcing of Raw Materials - Leadership Extraction Practices • **1 point**
- Material Ingredient Reporting - Material Ingredient Reporting • **1 point**
- Material Ingredient Reporting - Material Ingredient Optimization • **1 point**
- Environmental Product Declaration • **1 point**

If required, summary test data shall be provided with the SRW Design and shall include:

- SRW Unit shear strength as per ASTM D6916
- SRW Unit - Geosynthetic Reinforcement connection strength as per ASTM D6638

**PRODUCT DATA**

Stones & Bundling	Face Feet Per		Linear Feet Per		Units Per		Per Bundle		Lbs Per	
	Bundle	Unit	Bundle	Unit	Bundle	Face Feet	Layers	Sections	Unit	Bundle
<b>Gormley Manufacturing</b>										
Standard 333	21.63	2.40	36.00	4.00	9	0.42	3	-	380	3,420
Standard 500	14.28	2.38	24.00	4.00	6	0.42	3	-	570	3,420
Standard 925	7.21	2.40	12.00	4.00	3	0.42	3	-	1,140	3,420
Coping 48"	14.42	2.40	24.00	4.00	6	0.42	3	-	570	3,420
Coping Closed End 48"	14.28	2.38	24.00	4.00	6	0.42	3	-	570	3,420
Corner 90° - Double Unit	19.11	6.37	-	-	3	0.16	3	-	1,140	3,420
Corner 45° - Double Unit	19.11	6.37	-	-	3	0.16	3	-	1,050	3,150

Notes: Only Closed-end Coping units are available in colour. Closed-end coping is available rock faced on the end upon request. An additional cost applies to rock facing units and 48 hours notice for rock facing units is required. Coloured closed-end coping units can be used to construct steps. \*SienaStone™ corners are sold as double units - one left and one right. Wall units are only stocked in Natural. Vertical units are also available. Automatic setback is 1" per row. Engineering services are available. For more information, samples or custom options, please contact your Unilock Territory Manager or call 1-800-UNILOCK.

**APPLICATIONS**



Garden Walls & Seat Walls



Retaining Walls



Steps



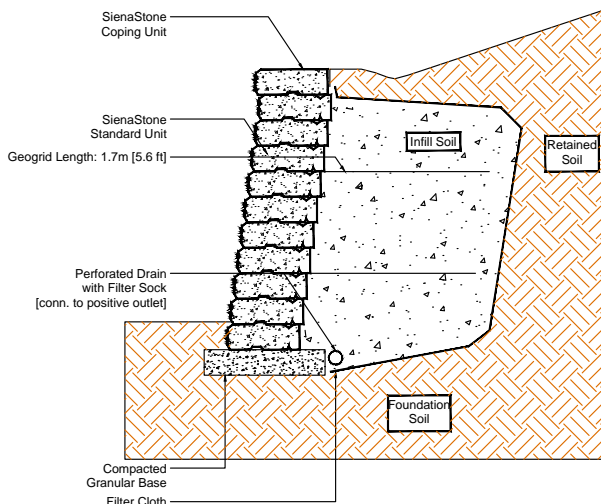
Refer to the SienaStone™ Installation Guide for more information.

<https://www.risistone.com/installation-guides/>



Clamps available at Unilock. Please contact your Unilock Territory Manager or call 1-800-UNILOCK.

**GEOGRID CROSS SECTION**



Cross sections are examples, and must not be used for construction.

WALLS | SIENASTONE™

**RETAINING WALLS & VERTICAL FEATURES**

**\*Things to know:**

For SienaStone™, Unilock, through **Risi Stone Systems International**, can provide preliminary site engineering for most commercial projects. Soils information, site drawings, and loading requirements are some of the information details required in order to provide this preliminary site engineering.

Retaining wall engineering software is also available free of charge. Contact your local Unilock Territory Manager for details.

**For more information please visit <https://www.risistone.com/product/sienastone/>**