

# Valentia Block and Step



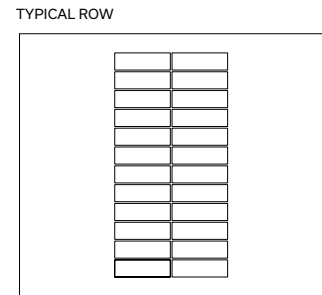
## Valentia Block



	DIMENSIONS (MM)	DIMENSIONS (IN)
	100 x 175 x 325	3.93 x 6.89 x 12.79
Weight/unit	13.63 kg	30.10 lb
Qty/cube	24 units	
Weight/cube	327 kg	722 lb

CODES	COLOURS
10500962	Slate Brown
10500963	Sorrento
12053042	Sierra Black

Sold by piece  
Production location Cambridge



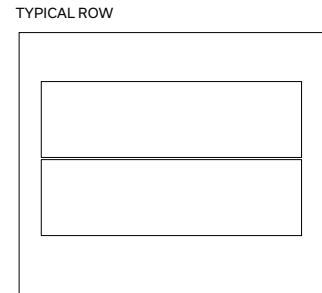
## Valentia Step Solid



	DIMENSIONS (MM)	DIMENSIONS (IN)
	175 x 350 x 1200	6.89 x 13.78 x 47.24
Weight/unit	183.4 kg	404.4 lb
Qty/cube	6 units	
Weight/cube	1100.4 kg	2431.9 lb

CODES	COLOURS
10503268	Slate Brown
10503269	Sorrento
10507862	Sierra Black

Sold in full cubes only  
Production location Cambridge



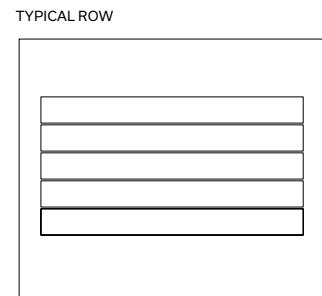
## Valentia Terrace Step™



	DIMENSIONS (MM)	DIMENSIONS (IN)
	150 x 500 x 1500	5.91 x 19.69 x 59.06
Weight/unit	129.20 kg	284.80 lb
Qty/cube	5 units	
Weight/cube	646 kg	1424 lb

CODES	COLOURS
10500971	Slate Brown
10500972	Sorrento
10507863	Sierra Black

Sold in full cubes only  
Production location Cambridge



Laid on their side

### TECHNICAL INFORMATION

Product	Standard	Flexural Strength	Compressive Strength	De-icing salts freeze-thaw durability	Density	Absorption	Dimension Tolerance*
Valentia Block and Step	N/A	N/A	35 MPa	500 g/m <sup>2</sup>	2150-2250 kg/m <sup>3</sup>	5%	Length: ±2.0 mm Width: ±2.0 mm Height: -2.0 to +1.0 mm

Additional details: See our landscaping installation guide on our website.