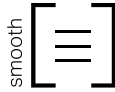


# Mega Melville® Paver



**Techniseal** 1 bag of sand covers approx. 217 ft<sup>2</sup>

Pedestrian - Designed to withstand pedestrian traffic

Vehicular - Designed to withstand car traffic

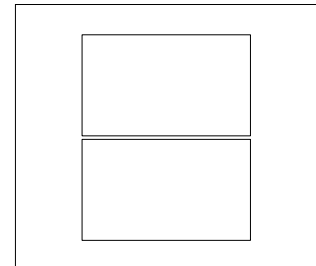
## Mega Melville® 80 Paver



	DIMENSIONS (MM)	DIMENSIONS (IN)
	80 x 570 x 950	3 1/8 x 22 7/16 x 37 3/8
Weight/unit	101 kg	222 lb
Unit/surface	1.85 unit/m <sup>2</sup>	0.17 unit/ft <sup>2</sup>
Area/layer	1.07 m <sup>2</sup>	11.66 ft <sup>2</sup>
<b>Area/cube</b>	<b>7.52 m<sup>2</sup> 7 Rows</b>	<b>81.62 ft<sup>2</sup></b>
Length/row Soldier	1.13 lin. m	3.72 lin. ft
Length/cube Soldier	7.94 lin. m	26.04 lin. ft
Qty/cube	14 units	14 units
Weight/cube	1410 kg	3109 lb

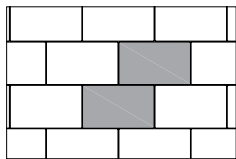
CODES	COLOURS
<b>PRESTIGE COLOURS</b>	
10550530	Range Amber Beige (1)
10550531	Rockland Black (1)
10551112	Range Margaux Beige (2)
10559045	Range Scandina Grey (2)
10550464	Range Chambord Grey (2)
10551008	Range Bayona Grey (2) - <b>N</b>
<b>STANDARD COLOURS</b>	
10550529	Range Shaded Grey (1)
10550534	Range Newport Grey (2)

TYPICAL ROW

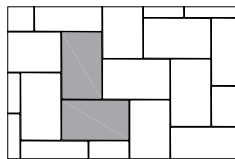


Sold in full cubes only  
Production locations:  
(1) Montréal  
(2) Cambridge

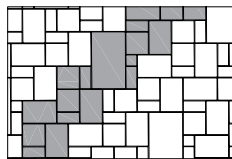
### LAYING PATTERNS



Linear



Herringbone



Modular  
83% Melville 80  
17% Mega Melville 80

### TECHNICAL INFORMATION

Product	Standard	Flexural Strength	Compressive Strength	De-icing salts freeze-thaw durability	Density	Absorption	Dimension Tolerance*
<b>Mega Melville Paver</b>	CSA A231.2	N/A	μ 50 MPa ≥ 45 MPa	225 g/m <sup>2</sup> after 28 cycles 500 g/m <sup>2</sup> after 49 cycles	N/A	N/A	Length: -1.0 to +2.0 mm Width: -1.0 to +2.0 mm Height: ±3.0 mm

Cover snow removal tools with Teflon or neoprene protectors to minimize the risk of damage from scratches.

Laying patterns are for design purposes only. Permacon shall not be responsible for excess or shortage of material. Given the weight of this slab, it is highly recommended to use suction-based lifting equipment for handling and placement (avoid manual installation).