

# Rialto Wall **NEW!**



## SIZES



**16" Unit**  
15.75 x 5.91 x 11.81"  
(400 x 150 x 300mm)



**20" Unit**  
19.69 x 5.91 x 11.81"  
(500 x 150 x 300mm)



**24" Unit**  
23.62 x 5.91 x 11.81"  
(600 x 150 x 300mm)



**Corner/Column Unit**  
7.87 x 5.91 x 11.81"  
(200 x 150 x 300mm)

**Individually  
Packaged**

**Makes a  
19 5/8 x 19 5/8"  
(500 x 500mm)  
square column!**

### COMBO BUNDLE

All 3 units are packaged together

## COLOURS



CHAMPAGNE



CLOUDBURST



MARBLE GREY



ONYX

Onyx available  
in Corner/Column  
Unit only.

*Rialto Step swatches shown for representational purposes.*



**Wall:** Rialto Wall, Marble Grey  
**Coping:** Nueva® Coping, Cloudburst

## FEATURES & RECOMMENDED USES

# Product Matrix

PRODUCT	SIZES	RECOMMENDED USES					FUNCTIONAL FEATURES			
		GARDEN WALL	RETAINING WALL	CURB	PILLAR	TREE RING	FEATURE*	DOUBLE-SIDED	BUILT-IN INTERLOCK	CORED
Rialto Wall	Combo Bundle	√	√				√	√	√	√
	Corner/Column Unit	√			√		√	√		

\*Feature = Fire pit/fire table, water feature, outdoor kitchen

### WALL TYPE/ALIGNMENT & INSTALLATION

PRODUCT	SIZES	STRAIGHT WALL	CURVED WALL	FREE-STANDING	SINGLE-DEPTH GRAVITY	MULTI-DEPTH GRAVITY	STABILIZED BACKFILL	GEOGRID REINFORCED	MACHINE INSTALL
Rialto Wall	Combo Bundle	√		√	√		√	√	
	Corner/Column Unit	√		√	√				

All Oaks Landscape products fully meet or exceed the latest version of CSA A231, ASTM C936, ASTM C1372 or ASTM C1782 as applicable to the specific product and area of sale.

## FREESTANDING & RETAINING WALL

# Capabilities Chart

This chart provides general construction limits based on a typical planter bed behind the wall. Reference the available Estimating Guides on our website for higher retaining walls, where there is any sort of load (slope, fence, traffic) behind the wall, or where any other special conditions exist. Design support is recommended when there is a pedestrian guard required [area behind the wall is accessible and the wall height exceeds 600mm (23.6")] and/or a building permit is required [wall height exceeds 1,000mm (39.4")].

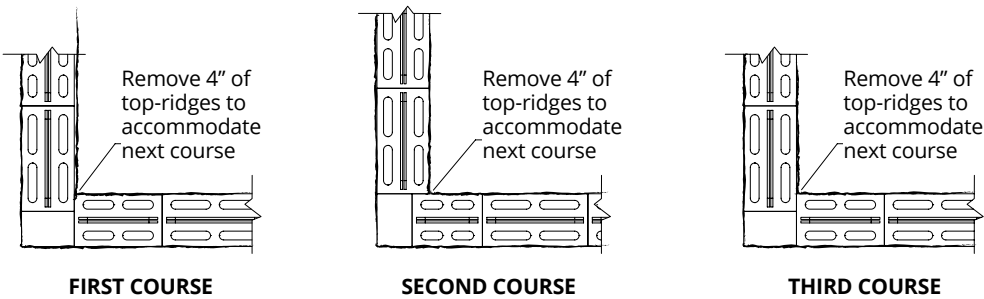
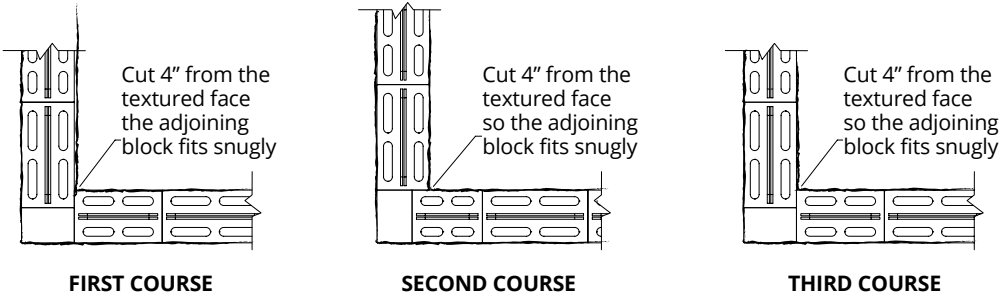
PRODUCT	DESIGN	MAXIMUM WALL HEIGHT UNDER IDEAL CONDITIONS		ADHESIVES REQUIRED	SETBACK ANGLE	MINIMUM OUTSIDE RADIUS	
Rialto Wall	Vertical	20.7"	525mm	NO	0°	-	-
	Setback	20.7"	525mm	NO	3.5°	-	-

**Note 1:** Maximum height includes the buried portion of the wall and the coping unit (where applicable).

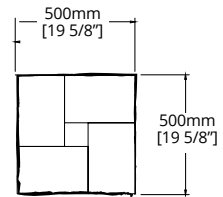
**Note 2:** Concrete adhesive is required for products with no form of interlock between units.

# Corner and Column Installation

## OUTSIDE CORNER INSTALLATION



## COLUMN INSTALLATION



Alternate courses if ALL Left and ALL Right Blocks

# Packaging Specifications

RIALTO WALL	Area/bundle (face ft.)	Per Full Bundle			Per Layer				Per Section			
		Lin. Ft.	Pieces	Wt. (lbs)	Layers	Sq. Ft.	Pieces	Wt. (lbs)	Sections	Sq. Ft.	Pieces	Wt. (lbs)
<b>Combo Bundle (16", 20", 24" Units)</b>	19.5	39.4	24 or 8 each	2368	4	4.87	2 each	592	-	-	-	-
<b>Corner/Column Unit</b>	29.1 (Wall) 48.4 (Col)	31.5	32	1600	4	7.3 (Wall) 12.1 (Col)	8	400	2	14.6 (Wall) 24.2 (Col)	16	800

(Col) = Column

Weights/Piece are approximate.



OAKSPAVERS.COM

CA 1.800.709.OAKS (6257) | US 1.800.876.OAKS (6257)

Product representations shown in this publication are intended to convey the general colour, texture and appearance of the product. Variations may occur in the manufacturing and printing process. Always select from current, physical product samples.