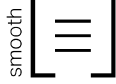


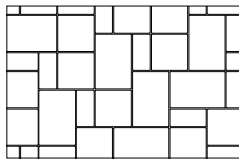
Melville® 60 and Melville® 60 DuraFusion Slabs



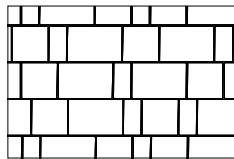
	Dimensions mm	Dimensions in.	Code	Colour	Typical Row
	A	60 x 190 x 380		DuraFusion	
	B	60 x 380 x 380	2 3/8 x 15 x 15	127001987 Oasis - W (1)	
	C	60 x 380 x 570	2 3/8 x 15 x 22 7/16	12051953 Marbella (1)	
	Weight/unit (avg.)	19 kg	41 lb	12051954 Silverstone (1)	
	Unit/area (avg.)	0.14 unit/m ²	1.46 units/ft ²	12051955 Hickory (1)	
	Area/layer	1.08 m ²	11.66 ft ²	Prestige	
	Area/cube	10.80 m²	10 Rows	116.60 ft²	
	Qty/cube	80 units	80 units	12053046 Range Amber Beige (1)	
	Weight/cube	1500 kg	3307 lb	12052734 Range Margaux Beige (2)	
				12052104 Range Chambord Grey (2)	
			12052365 Range Scandina Grey (1)		
			12052732 Rockland Black (1)		
			Standard		
			12053045 Range Shaded Grey (2)		
			12052733 Range Newport Grey (2)		

Sold in full cubes only
Can be double stacked
Production locations:
Metcalfe (1)
Milton (2)

Laying Patterns



Modular



Linear

1 bag of sand covers approx. 155 ft²

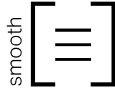
TECHNICAL INFORMATION

Product	Standard	Flexural Strength	Compressive Strength	De-icing salts freeze-thaw durability	Density	Absorption	Dimension Tolerance*
Melville 60 Slab	CSA A231.1	±4.5 MPa	N/A	225 g/m ² after 28 cycles 500 g/m ² after 49 cycles	N/A	N/A	Length: -1.0 to +2.0 mm Width: -1.0 to +2.0 mm Height: ±3.0 mm

* Concave or convex warpage in one dimension: up to and including 450 mm: 2.0 mm / over 450 mm: 3.00 mm

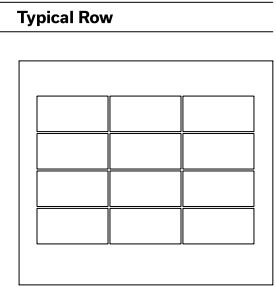
Cover snow removal tools with Teflon or neoprene protectors to minimize the risk of damage from scratches. Laying patterns are for design purposes only. Permacon shall not be responsible for excess or shortage of material.

Melville® 60 Small Rectangle Paver




	Dimensions mm	Dimensions in.
	60 x 190 x 380	2 3/8 x 7 1/2 x 15
Weight/unit	10 kg	22 lb
Unit/area	13.89 units/m ²	1.29 units/ft ²
Area/layer	0.87 m ²	9.33 ft ²
Area/cube	10.44 m²	12 Rows 111.96 ft²
Length/row	4.57 lin. m	15.00 lin. ft
Length/cube	54.86 lin. m	180.00 lin. ft
Qty/cube	144 units	144 units
Weight/cube	1431 kg	3154 lb


Code	Colour
Prestige	
12053044	Range Amber Beige (1)
12052446	Rockland Black (2)
12052448	Range Scandina Grey (1)
Standard	
12053043	Range Shaded Grey (2)
Sold in full cubes only	
Production locations:	
Metcalfe (1)	
Milton (2)	



Laying Patterns



Linear



Herringbone

1 bag of sand covers approx. 103 ft²

TECHNICAL INFORMATION

Product	Standard	Flexural Strength	Compressive Strength	De-icing salts freeze-thaw durability	Density	Absorption	Dimension Tolerance*
Melville 60 Small Rectangle Paver	CSA A231.2	N/A	μ 50 MPa ≥ 45 MPa	225 g/m ² after 28 cycles 500 g/m ² after 49 cycles	N/A	N/A	Length: -1.0 to +2.0 mm Width: -1.0 to +2.0 mm Height: ±3.0 mm

Sand compaction: Cover vibrating plate with a removable rubber tread (neoprene or polypropylene).
Cover snow removal tools with Teflon or neoprene protectors to minimize the risk of damage from scratches. Laying patterns are for design purposes only. Permacon shall not be responsible for excess or shortage of material. The Melville 60 Slab is compatible with the Melville 60 small rectangle paver for non-vehicular application only.