


# WINDERMERE<sup>®</sup> SMOOTH

## CLASSIC



CLIFFSIDE GREY



GRANITE BLEND



IRISH COAST



MIDNIGHT CHARCOAL

*Small Rectangle only*

### VISUAL APPEARANCE

#### PRODUCT SPECIFICATIONS

Smooth with straight edge

#### FINISH

Smooth. Classic appearance.



#### LARGE RECTANGLE

14 $\frac{1}{16}$  x 21 $\frac{1}{4}$  x 2 $\frac{3}{4}$ "  
360 X 540 x 70mm



#### SQUARE

14 $\frac{1}{16}$  x 14 $\frac{1}{16}$  x 2 $\frac{3}{4}$ "  
360 x 360 x 70mm



#### SMALL RECTANGLE

7 $\frac{1}{8}$  x 14 $\frac{1}{16}$  x 2 $\frac{3}{4}$ "  
180 x 360 x 70mm




#### SMALL RECTANGLE

7 $\frac{1}{8}$  x 14 $\frac{1}{16}$  x 2 $\frac{3}{4}$ "  
180 x 360 x 70mm

*Only available in Midnight Charcoal*

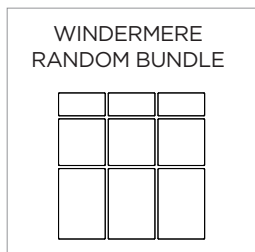
3 UNIT RANDOM BUNDLE

#### EDGE DETAILS

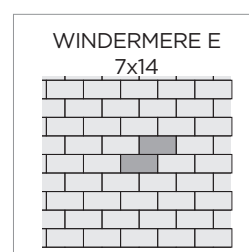
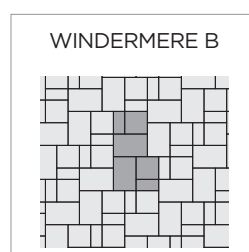
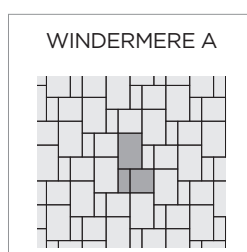


ROUNDED EDGE

#### BUNDLE CONFIGURATION



#### LAYING PATTERNS



\*Colour selection should be chosen from actual samples.

**TECHNICAL INFORMATION**

**ASTM C936 Standard Specifications for Solid Concrete Interlocking Paving Units**

Conforms to:

- C140 for Absorption 5% avg - 7% max
- Compressive Strength > 7,200 PSI avg.
- C67 for Freeze-thaw Durability
- C418 for Abrasion Durability
- Dimensional Accuracy **+/- 3mm**

*Test results available upon request*

**Meets the U.S. Architectural & Transportation Barrier Compliance Board Slip-Resistance Surfaces Advisory Guidelines**

**LEED INFORMATION**

**Materials & Resources: LEED V4:**

- Building Product Disclosure and Optimization
- Sourcing of Raw Materials - Sourcing of Raw Materials and Extraction • **1 point**
- Sourcing of Raw Materials - Leadership Extraction Practices • **1 point**
- Material Ingredient Reporting - Material Ingredient Reporting • **1 point**
- Material Ingredient Reporting - Material Ingredient Optimization • **1 point**
- Environmental Product Declaration • **1 point**

**TECHNICAL ADVANTAGES**

**CLASSIC**

Budget-friendly. Utilizes a traditional product mix of large and small aggregates that's consistent from top to bottom with colour mixed throughout

**DRIVE FRIENDLY**

Can handle vehicular loads  
*Ask about our base stabilization system*

**PRODUCT DATA**

Stones & Bundling	Unit	SqFt Per			Per Bundle	Soldier LnFt Per			Sailor LnFt per			Units Per		Lbs Per			
	Thickness	Bundle	Layer	Stone	Layers	Unit	Section	Bundle	Unit	Section	Bundle	SqFt	Section	Bundle	Layer	Section	Bundle
<b>Ayr Manufacturing</b>																	
Random Bundle		98	12.25	1.346	8	-	-	-	1.17	-	84.00	0.74	-	72	392	-	3,138
Large Rectangle	2 3/4" (70mm)	-	-	2.093	-	-	-	-	1.77	-	42.50	0.48	-	24	-	-	-
Small Rectangle	2 3/4" (70mm)	-	-	0.698	-	-	-	-	0.59	-	14.20	1.43	-	24	-	-	-
Square	2 3/4" (70mm)	-	-	1.395	-	-	-	-	1.18	-	28.30	0.72	-	24	-	-	-
Small Rectangle Bundle		98	12.25	-	-	0.58	-	83.90	1.18	-	168.00	1.47	-	144	392	-	3,138

Notes: Acceptable for driveways and walkways. Product sold in full bundles only on a refundable skid. **Important: A urethane rubber paver mat must be used to prevent scuffing.** All measurements are nominal. For more information, samples or custom options, please contact your Unilock Territory Manager or call 1-800-UNILOCK.

**APPLICATIONS**

- Pedestrian
- Residential Vehicular
- \*Wall pairing suggestion- Pisa Smooth™

RECOMMENDED SANDS				RECOMMENDED SEALER																							
 <b>Romex: Rompox' ECO-Fine</b> Pedestrian Applications only Vehicular when laid on a Trass Bed		 <b>Romex: Rompox' D1</b> Heavy-duty Vehicular Applications		 <b>Alliance Gator G2 Super Sand</b>		 <b>Alliance Gator Hybrid Low Gloss + Colour Enhancer</b>																					
<ul style="list-style-type: none"> <li>  Ready mixed and easy to use</li> <li>  Resin film free</li> <li>  Resistant to ants, weeds, de-icing salts</li> <li>  Made from 98% natural, recycled or renewable raw materials</li> <li>  Pressure washer safe</li> <li>  Ideal for joint widths from 5mm (1/4")</li> </ul>		<ul style="list-style-type: none"> <li>  Light to medium vehicle rated</li> <li>  Increased pouring capacity that is self-compacting and water emulsifiable</li> <li>  Resistant to ants, weeds, de-icing salts</li> <li>  Pressure washer safe</li> <li>  Ideal for joint widths from 3mm (1/8")</li> <li>  Ideal for driveways, parking spaces and all vehicular loading applications up to 7.5 T</li> <li>  Three colours: Neutral, Stone Grey and Basalt</li> </ul>		<ul style="list-style-type: none"> <li>  Rain safe after 1 hour (no concrete overlays)</li> <li>  Sets above 32° F/ 0° C - may vary depending on weather, drainage, bedding materials and installation</li> <li>  Can be used for joints up to a max of 2"</li> <li>  Dust free and haze free</li> <li>  Requires only one watering</li> <li>  Two colours: Beige, Slate Grey</li> </ul>		<ul style="list-style-type: none"> <li>  Water-based</li> <li>  Low gloss finish</li> <li>  Vibrant Colour Enhancer</li> <li>  Rain safe after 24 hours</li> </ul>																					
<b>Coverage:</b> <table border="1"> <thead> <tr> <th>Colour</th> <th>5-6mm Joints</th> </tr> </thead> <tbody> <tr> <td>Beige, Stone Grey, Anthracite 55 lb bag / 1 kg can</td> <td>125 sqft / 55 lb mix</td> </tr> </tbody> </table>		Colour	5-6mm Joints	Beige, Stone Grey, Anthracite 55 lb bag / 1 kg can	125 sqft / 55 lb mix	<b>Coverage:</b> <table border="1"> <thead> <tr> <th>Colour</th> <th>6mm Joints</th> </tr> </thead> <tbody> <tr> <td>Neutral, Stone Grey, Basalt 2.15 L bottles to be mixed with 1 55 lb bag of Romex approved sand</td> <td>25 sqft / 55 lb mix (based on 1,000 sqft)</td> </tr> </tbody> </table>		Colour	6mm Joints	Neutral, Stone Grey, Basalt 2.15 L bottles to be mixed with 1 55 lb bag of Romex approved sand	25 sqft / 55 lb mix (based on 1,000 sqft)	<b>Coverage:</b> <table border="1"> <thead> <tr> <th>Colour</th> <th>Narrow Joints</th> <th>Wide Joints</th> </tr> </thead> <tbody> <tr> <td>Beige, Slate Grey 50 lb bag</td> <td>65-85 sqft</td> <td>22-42 sqft</td> </tr> </tbody> </table>		Colour	Narrow Joints	Wide Joints	Beige, Slate Grey 50 lb bag	65-85 sqft	22-42 sqft	<b>Coverage:</b> <table border="1"> <thead> <tr> <th>Size</th> <th>Area</th> </tr> </thead> <tbody> <tr> <td>3.78 L / 1 U.S. gal.</td> <td>200 sqft</td> </tr> <tr> <td>18.9 L / 5.28 U.S. gal.</td> <td>1,000 sqft</td> </tr> </tbody> </table>		Size	Area	3.78 L / 1 U.S. gal.	200 sqft	18.9 L / 5.28 U.S. gal.	1,000 sqft
Colour	5-6mm Joints																										
Beige, Stone Grey, Anthracite 55 lb bag / 1 kg can	125 sqft / 55 lb mix																										
Colour	6mm Joints																										
Neutral, Stone Grey, Basalt 2.15 L bottles to be mixed with 1 55 lb bag of Romex approved sand	25 sqft / 55 lb mix (based on 1,000 sqft)																										
Colour	Narrow Joints	Wide Joints																									
Beige, Slate Grey 50 lb bag	65-85 sqft	22-42 sqft																									
Size	Area																										
3.78 L / 1 U.S. gal.	200 sqft																										
18.9 L / 5.28 U.S. gal.	1,000 sqft																										

\*Please refer to Sands & Sealers on pages 190-202 for more detailed information.

Unsure of bonded vs. unbonded product recommendations? Please contact your Unilock Territory Manager for more information.