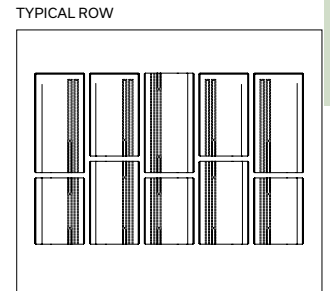


Vario Wall



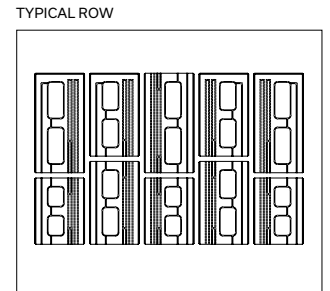
Vario Wall - 90 mm

	DIMENSIONS (MM)	DIMENSIONS (IN)	CODES	COLOURS
A	90 x 238 x 317.5	3 9/16 x 9 3/8 x 12 1/2	16251288	Range Amber Beige
B	90 x 238 x 397	3 9/16 x 9 3/8 x 15 5/8	16251286	Range Newport Grey
C	90 x 238 x 476.5	3 9/16 x 9 3/8 x 18 3/4	16251287	Range Scandinia Grey
Weight/unit (avg.)	19 kg	42 lb	Production location Cambridge	
Area/layer	0.36 m ²	3.84 ft ²		
Area/cube	2.85 m²	8 Rows 30.72 ft²		
Length/cube	31.76 lin. m	104.16 lin. ft		
Weight/cube	1517 kg	3346 lb		




Vario Wall - 180 mm

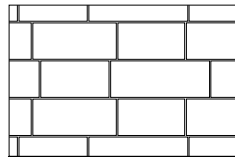
	DIMENSIONS (MM)	DIMENSIONS (IN)	CODES	COLOURS
A	180 x 238 x 317.5	7 x 9 3/8 x 12 1/2	16251289	Range Amber Beige
B	180 x 238 x 397	7 x 9 3/8 x 15 5/8	16251060	Range Newport Grey
C	180 x 238 x 476.5	7 x 9 3/8 x 18 3/4	16251399	Range Scandinia Grey
Weight/unit (avg.)	30 kg	66 lb	Production location Cambridge	
Area/layer	0.71 m ²	7.69 ft ²		
Area/cube	3.57 m²	5 Rows 38.45 ft²		
Length/cube	19.85 lin. m	65.10 lin. ft		
Weight/cube	1506 kg	3321 lb		



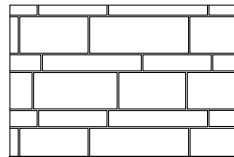
LAYING PATTERN



Linear
100% Vario 90



Linear
100% Vario 180



Modular
50% Vario 90 and 50% Vario 180

TECHNICAL INFORMATION

Product	Standard	Flexural Strength	Compressive Strength	De-icing salts freeze-thaw durability	Density	Absorption	Dimension Tolerance*
Vario 90 and 180 Wall	ASTM C 1372	N/A	20.7 MPa	N/A	2000 kg/m ²	10.4%	Length: ±3.2 mm Width: ±3.2 mm Height: ±3.2 mm