




BRANDON

DESCRIPTION: Edge TEXTURE: Slate





PALLET OVERVIEW



NOTES

See 126 for more technical information.

Specifications per pallet	Imperial	Metric
Cubing	140.75 lin. ft	42.90 lin. m
Approx. Weight	3 513 lbs	1 593 kg
Number of rows	4	
Linear coverage per row	35.19 lin. ft	10.73 lin. m

Unit dimensions	in		mm		Units/pallet	
	Height	Depth	Height	Depth		
 A		7 $\frac{1}{16}$	3 $\frac{15}{16}$	180	100	44 units
B		7 $\frac{1}{16}$	12 $\frac{13}{16}$	180	325	44 units
C		7 $\frac{1}{16}$	16 $\frac{3}{4}$	180	425	44 units


Chocolate Brown



Chestnut Brown



Sandlewood



Champlain Grey



Shale Grey



Onyx Black

